




SDHC AT-A-GLANCE

CITY OF SAN DIEGO SHELTERS

February 2026

Persons/Households Served

	Feb 2026	Fiscal YTD
Single Adult Shelters	1,005	2,039
Family Shelter	62	92
Youth Shelter	118	281
Total	1,185	2,412

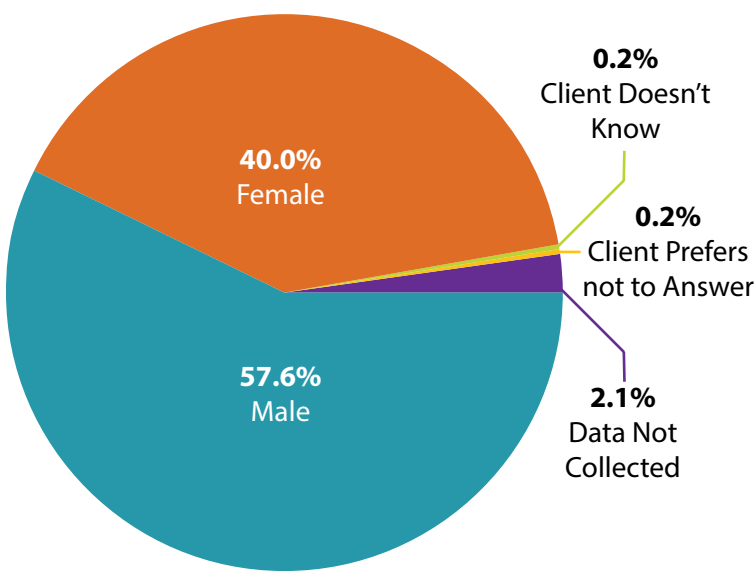


Exits to Permanent Housing

	Feb 2026	Fiscal YTD
Single Adult Shelters	31	312
Family Shelter	2	20
Youth Shelter	9	60
Total	42	392

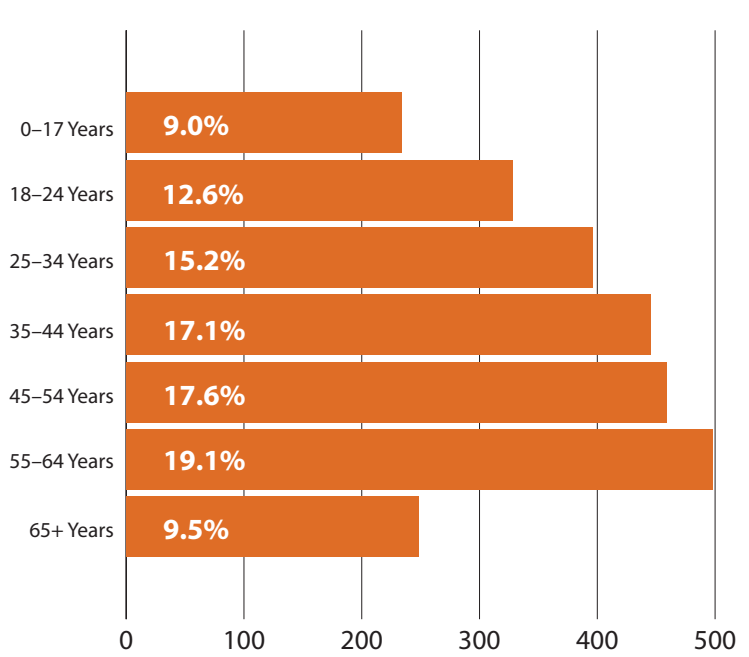
- Single Adult Shelters serve adults age 18 or older and include beds utilized by San Diego Police Department (SDPD) and the SDPD Homeless Outreach Team (HOT).
- Family Shelters serve families with children; data reported above represent households served and households exiting to permanent housing, not individual persons.
- Youth Shelters include two shelters serving Transition-Age Youth (TAY), ages 18-24, and one shelter serving Runaway and Homeless Youth (RHY) ages 12-17.

Sex of Persons Served – Fiscal YTD

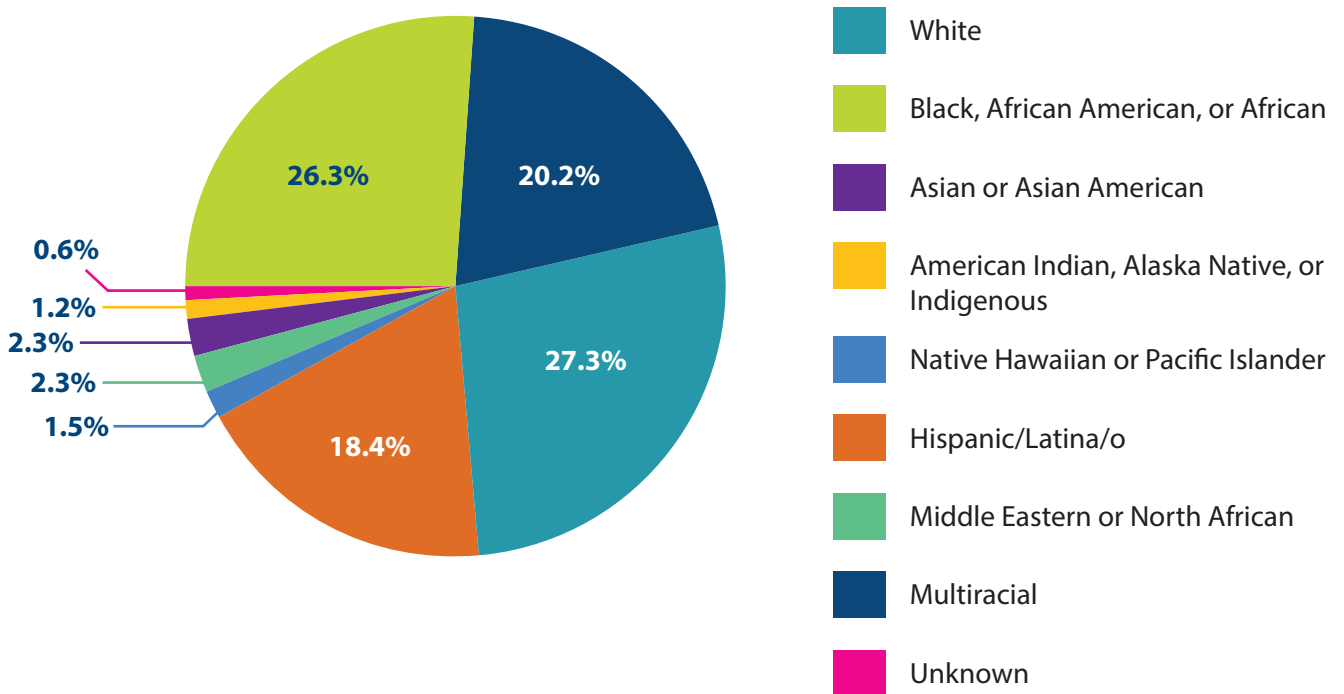


Reporting reflects the U.S. Department of Housing and Urban Development's updated data standards for the Homeless Management Information System.

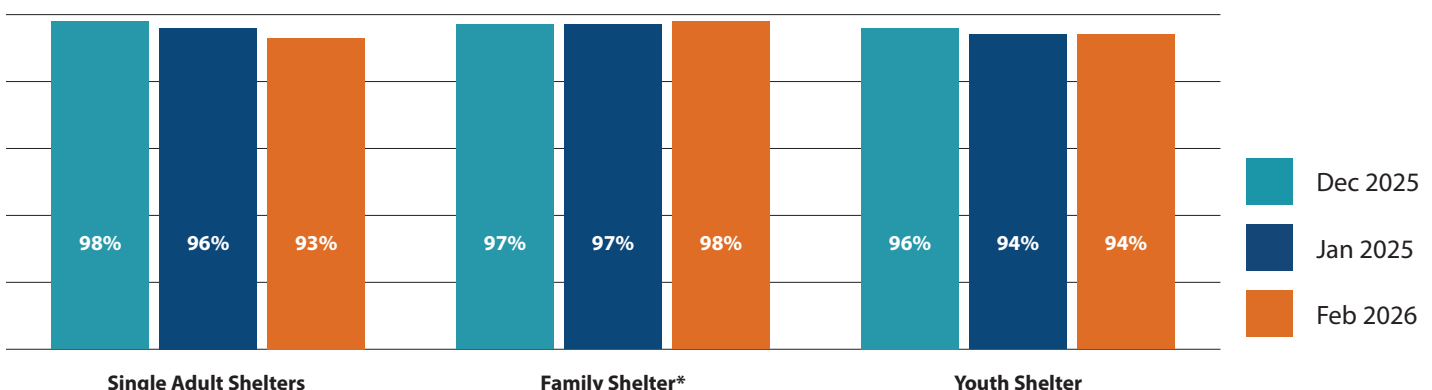
Age of Persons Served – Fiscal YTD



Race & Ethnicity of Persons Served – Fiscal YTD



Average Monthly Bed Occupancy Rate - Last Three Months



The Newton Shelter for Single Adults, operated by Alpha Project, was temporarily relocated on January 1, 2026, and intakes were suspended throughout the month of January. The suspension of intakes led to a decrease in the occupancy rate for single adult shelters in January & February 2026 as compared to prior months.

*SDHC reports occupancy for family shelters based on the number of occupied units instead of beds. Currently, SDHC-administered family shelters are non-congregate, and the number of available and occupied beds in each unit may fluctuate based on the size of the family in a particular unit.