




Eviction Prevention Program

SDHC contracts with Legal Aid Society of San Diego to operate the City of San Diego Eviction Prevention Program (EPP). EPP helps renters with low income in the City of San Diego who are facing eviction for not paying their rent.

Eligible households may receive full legal representation throughout the pre-eviction and eviction process, in settlement negotiations and through trial, if necessary. EPP also offers limited legal services for eligible tenants through clinics, hotlines or appointments (virtual or in person), such as help submitting formal responses to eviction notices; formal responses to Unlawful Detainers; and requests for reasonable accommodations.

Data for program activities from December 2021 through June 2023 are available at <https://sdhc.org/eviction-prevention-program-data-as-of-06302023/>. Data for Fiscal Year 2024 (July 1, 2023 – June 30, 2024) are available at https://sdhc.org/sdhc_epp_fy2024/. Data for Fiscal Year 2025 are available at https://sdhc.org/sdhc_at-a-glance_epp_as-of-june-30-2025/.

Fiscal Year 2026 data, as of February 28, 2026, are below.



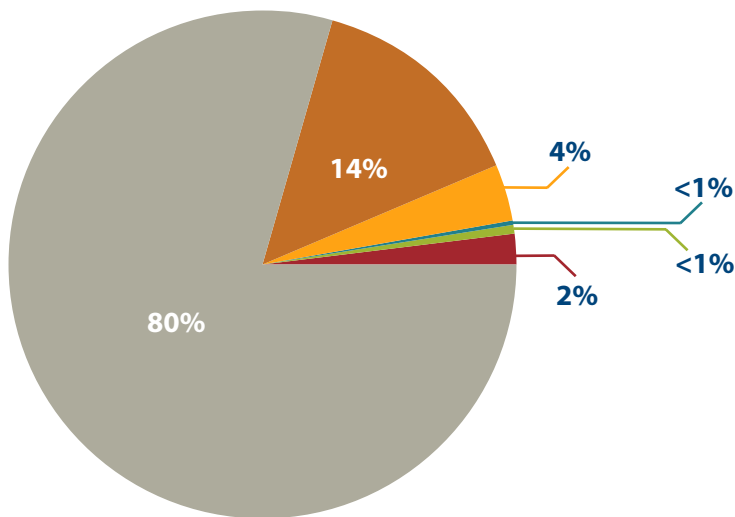
1,794

**Total Unduplicated, Low-Income
 Individuals Assisted in FY 2026**

Project Activities	Total (Fiscal Year 2026 Year-to-Date)
Eligible tenants receiving Full legal assistance	183
Eligible tenants receiving Limited legal assistance	1,763
Targeted trainings conducted	6
Public awareness events conducted	11
Hotline calls received and responded to	1,921
Referrals to other community resources	2,453
Additional services provided to eligible tenants with low income	1,156

Race & Ethnicity

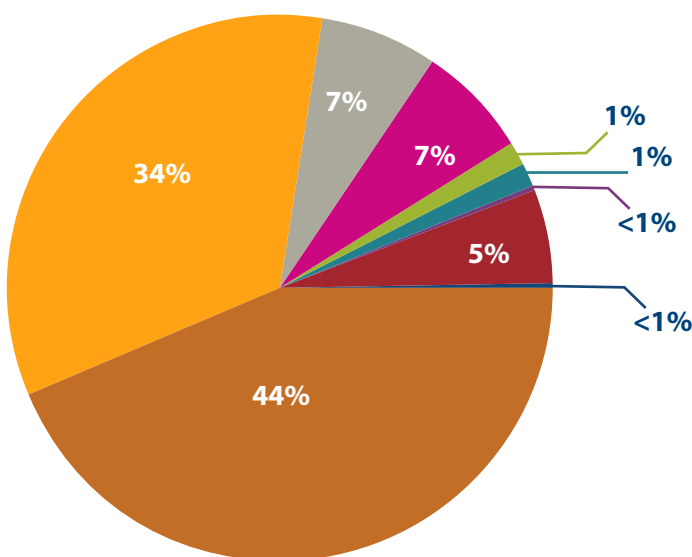
Identified as Hispanic



Totals do not equal 100 percent due to rounding.
 No participants identified as American Indian / Alaskan Native & White, Asian, Asian & White, American Indian/ Alaskan Native & Black / African American, or Black / African American & White.

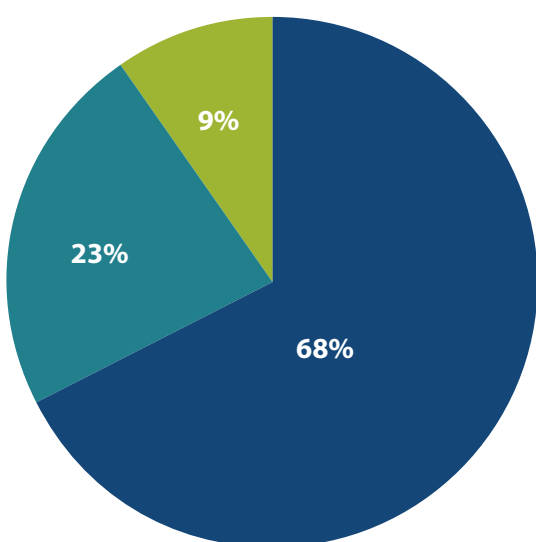
- White
- Black/African American
- Asian or Asian American
- Asian & White
- American Indian/Alaskan Native
- American Indian/Alaskan Native & Black/African American
- Native Hawaiian/Other Pacific Islander
- Black/African American & White
- Other Multiracial
- Declined to answer

Identified as Not Hispanic



Totals do not equal 100 percent due to rounding.
 No participants identified as American Indian / Alaskan Native & White or Asian and White.

Income



- Extremely Low Income
0-30% of AMI
- Very Low Income
31-50% of AMI
- Low/Moderate Income
51-80% of AMI

No participants identified as Non-Low / Moderate Income (>80% of AMI).