

## Rental Housing Vouchers



**16,709**  
Voucher Funding Baseline

**Tenant-Based (Baseline): 12,872**

(Voucher household receives assistance for any rental housing unit in the market.)

**Committed Project-Based (Baseline): 3,837**

(Assistance is tied to a specific development or housing unit. When a resident moves on, the assistance remains with the unit to help another household.)



**17,105**  
Voucher Households

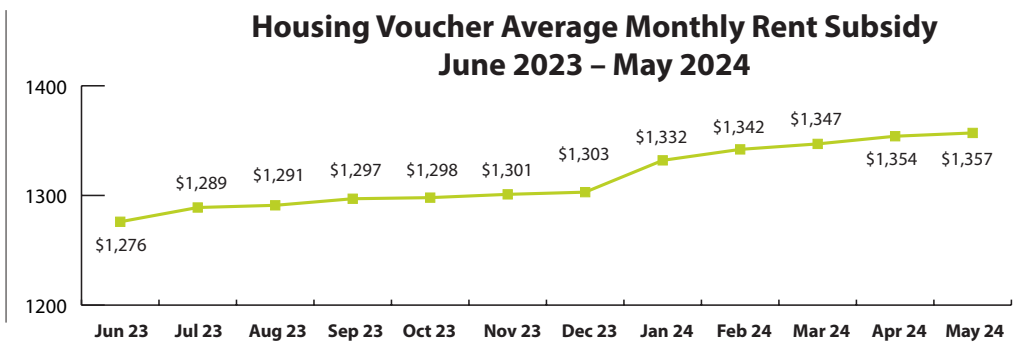
**36,852**  
Individuals in Voucher Households



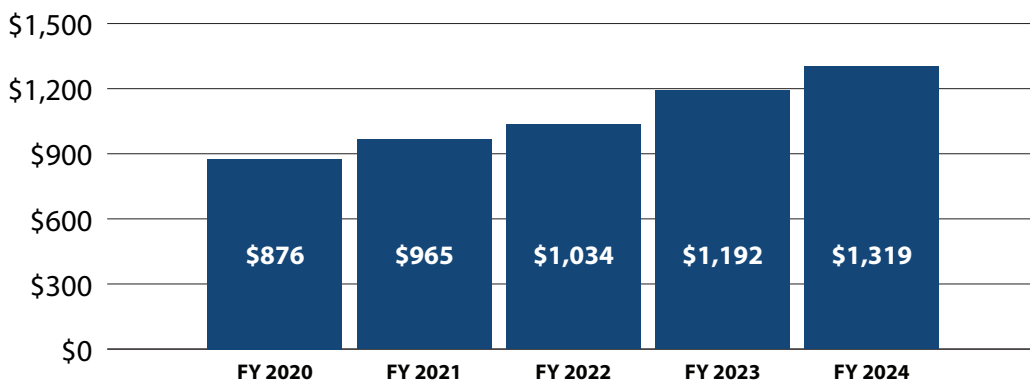
**80**  
Households Ended Participation



**102.4%**  
Utilization Rate



### Housing Voucher Average Monthly Rent Subsidy by Fiscal Year



**50%**  
increase since  
FY 2020

*FY 2024 year to date, as of May 31, 2024*



**Waiting List: 61,417**

**1,175**  
Households Added to Waiting List in April 2024

**More than 15 years**  
Current Estimated Average Time on Waiting List



**Participating Landlords: 4,715**

(Data as of April 30, 2024)

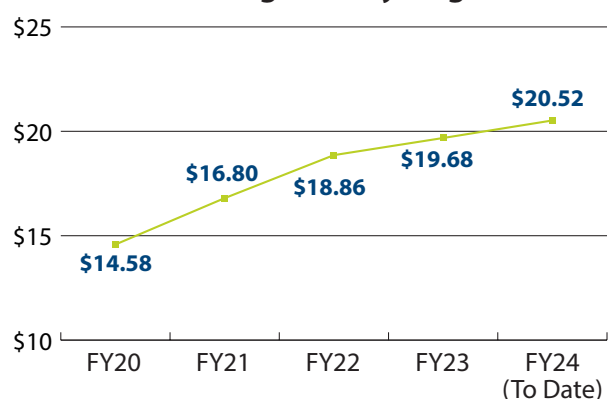
## SDHC Achievement Academy (Fiscal Year 2024 through April 30, 2024): 5,194 Participants

**231**  
Individuals placed in jobs or increased earnings

**1,059**  
Individuals participating in education or workforce development classes

**254**  
Family Self-Sufficiency Participants

**\$20.52**  
Average Hourly Wage



(Data as of April 30, 2024)