



Persons/Households Served

	Feb 2024	Fiscal YTD
Single Adult Shelters	1,607	3,335
Harm Reduction Shelter	54	145
Family Shelter	53	69
Youth Shelter	93	224
Total	1,807	3,773

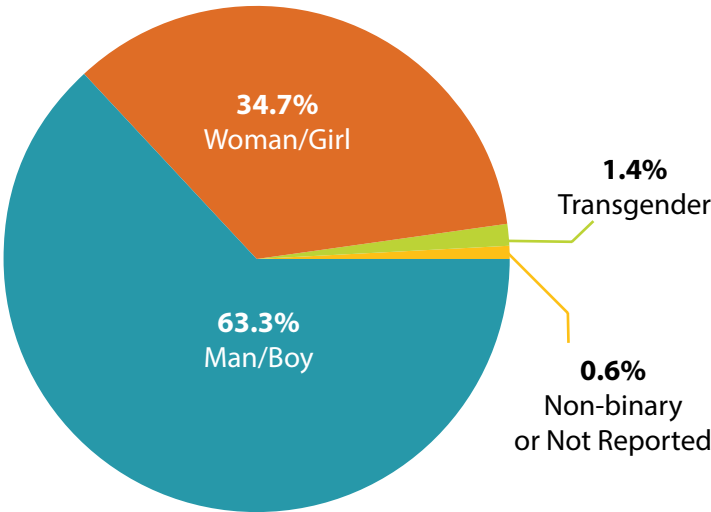
Positive Exits

	Feb 2024	Fiscal YTD
Single Adult Shelters	45	450
Harm Reduction Shelter	2	35
Family Shelter	7	17
Youth Shelter	18	100
Total	72	602

- Single Adult Shelters serve adults age 18 or older, and include beds utilized by San Diego Police Department (SDPD) and the SDPD Homeless Outreach Team (HOT).
- The Harm Reduction Shelter serves adults age 18 or older experiencing substance use disorder or co-occurring conditions.
- Family Shelters serve families with children; data reported above represents households served and households with positive exits, not individual persons.
- Youth Shelters include three shelters serving Transition-Age Youth (TAY), ages 18-24, and one shelter serving Runaway and Homeless Youth (RHY) ages 12-17.

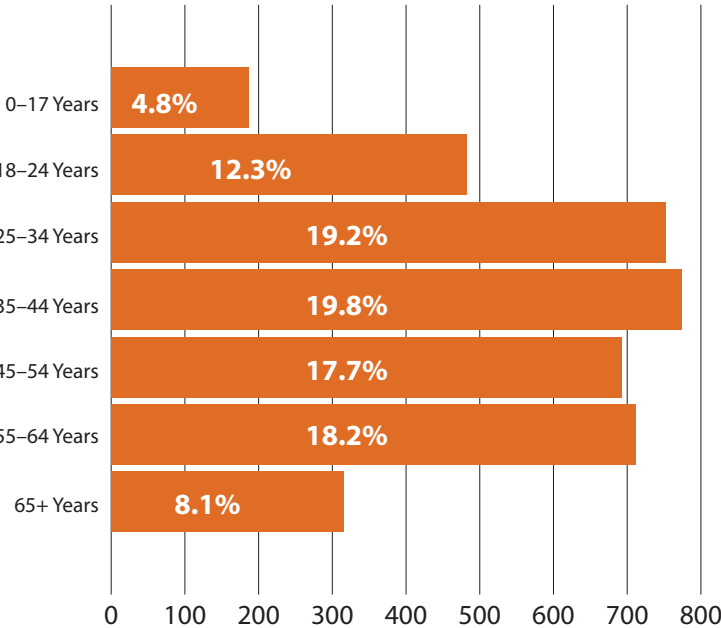
Positive exits include exits to Permanent Housing as well as other longer-term housing solutions, including temporarily living with family/friends, transitional housing, safe haven, host homes (TAY), foster care, substance abuse treatment, and long-term care facilities.

Gender of Persons Served – Fiscal YTD

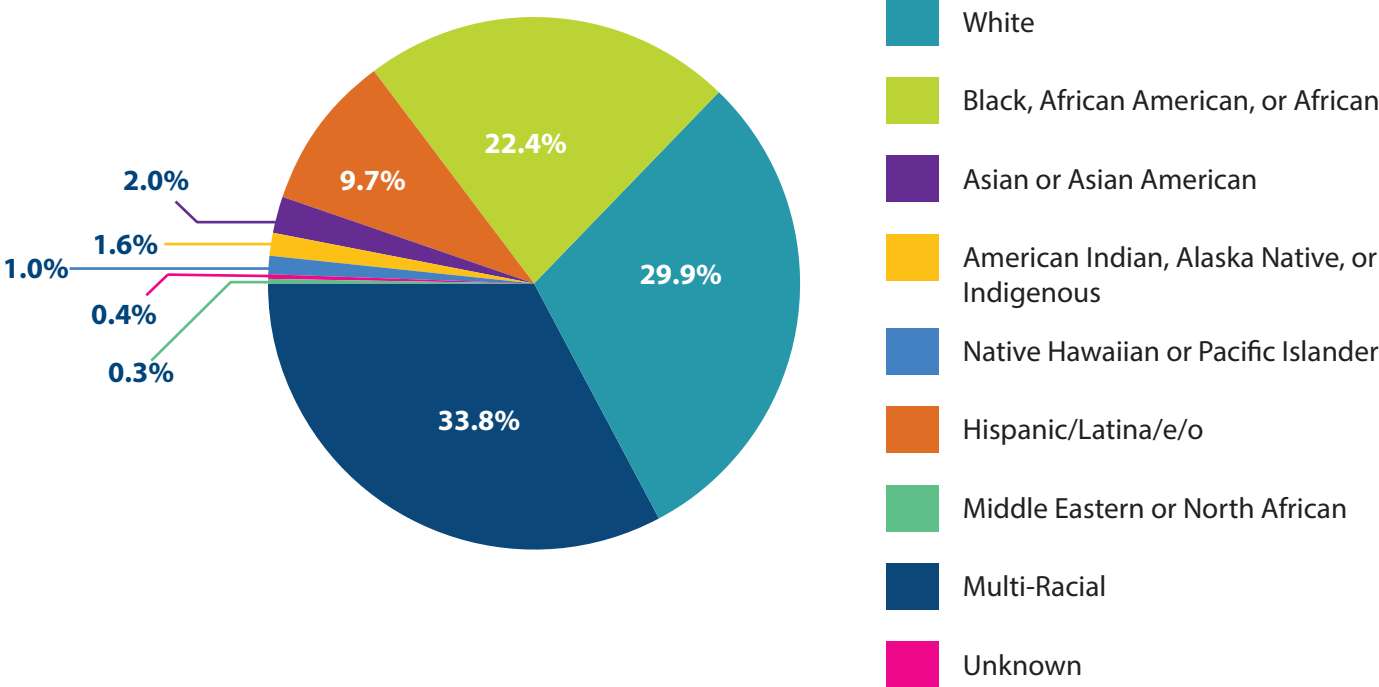


“Non-binary” includes persons who identify as non-binary, genderfluid, agender, questioning, or a culturally specific gender.

Age of Persons Served – Fiscal YTD



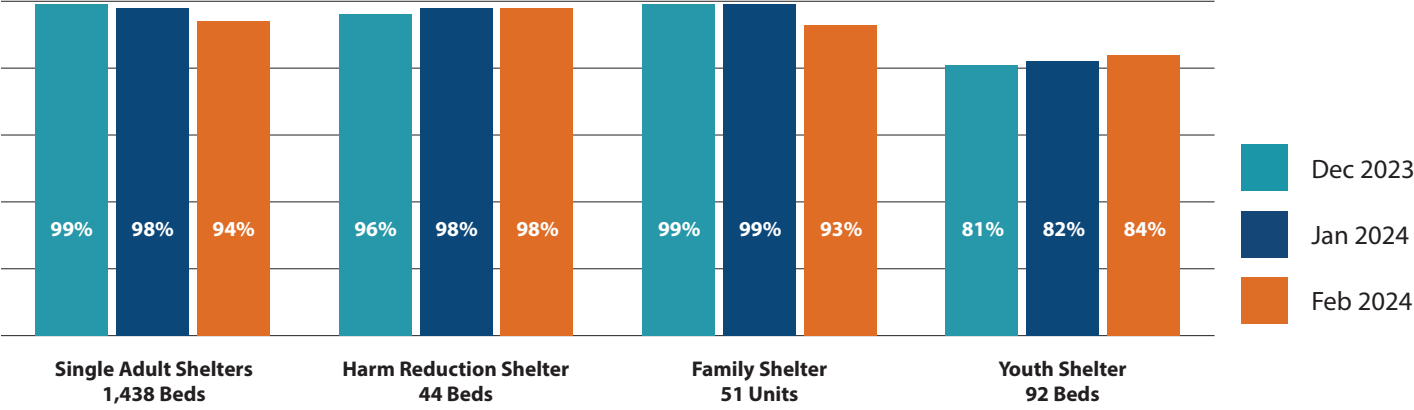
Race & Ethnicity of Persons Served – Fiscal YTD



Note: The Department of Housing and Urban Development (HUD) updated data standards effective October 1, 2023, combining the separate race and ethnicity data elements into a single element. Persons who previously reported ethnicity as “Hispanic/Latina/e/o” under the ethnicity data element in addition to selecting a race under the race data element are now identified as “Multi-Racial.”

Of the persons identified as “Multi-Racial” in the above graph, approximately 94% include persons with one race/ethnicity being “Hispanic/Latina/e/o.”

Average Monthly Bed Occupancy Rate - Last Three Months



Single adult shelters include beds utilized by SDPD and the SDPD Homeless Outreach Team (HOT)

Beginning in August 2023, SDHC reports occupancy for family shelters based on the number of occupied units instead of beds. The family shelters currently administered by SDHC are non-congregate, and the number of available and occupied beds in each unit fluctuates based on the size of the family in a particular unit. Reporting on units is therefore a more accurate representation of availability and occupancy.